

# LARK NEWS September 2023




*Livermore Amateur Radio Klub LARK is an ARRL affiliated club dedicated to Public Service Volunteer Emergency Communications.*

*Meetings are once a month on the 3<sup>rd</sup> Saturday 9:30AM*

***NEW VENUE:*** City of Livermore Meeting Hall  
1016 S. Livermore Ave., Livermore CA 94550

*Available live via zoom by invitation only. Visitors Welcome*

Editor: Roberto Sadkowski K6KM



# Content:

<b>President's Message .....</b>	<b>3</b>
<b>Notes from the Editor.....</b>	<b>4</b>
<b>Board Meeting Minutes .....</b>	<b>5</b>
<b>Monthly Meeting Minutes.....</b>	<b>6</b>
<b>Monthly Meeting .....</b>	<b>7</b>
<b>Pacificon Swap Meet Signup.....</b>	<b>8</b>
<b>Patterson Pass Road Race - George KG6GEM .....</b>	<b>9</b>
<b>Patterson Pass Road Race - Rich KN6HSR .....</b>	<b>13</b>
<b>VHF Long Distance - Rich KN6HSR.....</b>	<b>14</b>
<b>Using a 40m Dipole on 15m with a Better Match Gary NA6O .....</b>	<b>15</b>
<b>Oregon SOTA (W7O) Campout - Dave K3GX .....</b>	<b>17</b>
<b>Swap n Shop - Richard KN6HSR.....</b>	<b>23</b>
<b>Net Control Operator Schedules.....</b>	<b>25</b>
<b>LARK CONTACTS 2023.....</b>	<b>26</b>
<b>LARK Membership Form .....</b>	<b>27</b>

## President's

I want to thank Bernie NJ6W and David KG6WIR for making the coffee and picking up the refreshments for monthly meetings and would like to have someone help him if possible. This effort is appreciated by all who attend.

I wanted to let you know that the Events Chairperson (me) is following the upcoming events for 2023, and I have an update: the following events will be happening: LARK Swap Meet support at Pacificon on Sunday, October 22<sup>nd</sup>, the sign up is available in the Newsletter and LARK website. Make sure to sign up on the LARK website for these events for which LARK supports. I wanted to thank Ron AD6KV and VE Team for continuing to provide a way for hams to get their testing completed.

Ian W6TCP continues to work on enhancing the repeaters for use by all of us so please report any issues to Ian by email.

I encourage you to check in with the LARK Monday, Wednesday (10.10 Windfarms Net), and Thursday night nets, held every week. There are other nets available, and they can be



found on the LARK website It is good experience getting on the air. I want to thank Ed Diemer for coordinating the weekly nets. By participating in the nets, you'll hear what is going on in our Ham community We are meeting In-Person at the Livermore City Meeting Hall each month on third Saturday, and we are also offering the meeting on Zoom for those who prefer that way to attend. Wishing you all stay healthy and stay safe.

**George KG6GEM**  
(kg6wiu1@comcast.net)

# Notes from the Editor

Summer adventures, LARK Community activities, these are some of the Klub Member's involvement in the hobby. Pacificon is coming in October and LARK once more will be helping with the Swap-Meet.

If you haven't found out by other means, the MDARC Members who have been organizing Pacificon for many years are looking for the next generation of volunteers. They have done it very successfully for a long time.


If you would like to help, reach out to Kristen McIntyre K6WX. Otherwise we will lose the best Hamfest west of the Mississippi.

As Kristen points out, ARRL is challenging us to think what we're doing for the Hobby (for our fellow Hams). It's the year of the Volunteer and you should be challenging yourself to take the next step up.

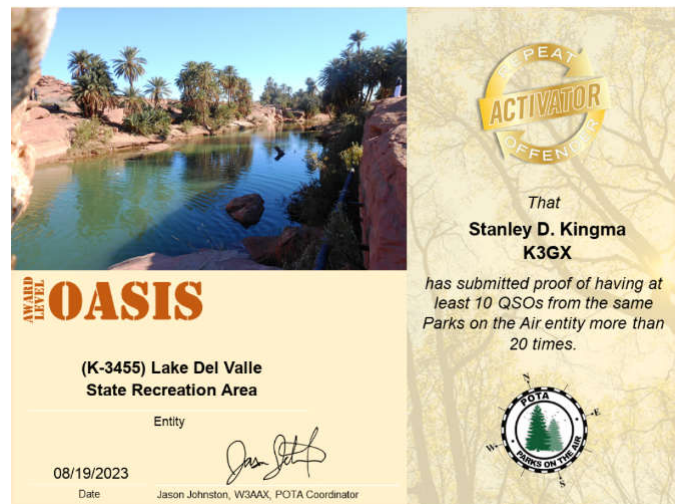
Your Editor is making great progress towards the coveted SOTA Award of Mountain Goat. That's when Activators reach 1000 points. More to come (hopefully).

Several LARK Members are hooked into the sub-Hobby combining healthy outdoor habits with a bit of Ham Radio fun. Nothing like having a 10,000ft tower all for yourself.

If you are not into hiking but would like to experience portable



operations, POTA is another possibility.



Dave: K3GX has just completed his "Repeat Offender" Award by activating Del Valle (successfully) 20 times. Congrats to Dave!

Roberto K6KM

# Board Meeting Minutes



## LARK Board Meeting | August 14, 2023 | Minutes

**Attendees:** George, Chris, Ryan, Jerry, Bernie, Nate, Roger

**Absent:** David

### Call to Order

1. Meeting called to order by George at 7:33 PM.

### Treasurer's Report - Bernie

1. The club's finances are solid.
2. Major expense this past month was for Field Day reimbursement.
3. Income from new members joining and donated equipment sales.

### Repeaters - Nate

1. WA6ODP: Will be working on testing back up batteries. Did not last as long as expected in recent power outage.
2. AD6KV: Ian will eventually work on all-star link between AD6KV and W6SRR.

### Activities - Jerry

1. Presentations through the February 2024 monthly meeting are covered.
2. Is there interest in a field trip to the Pt. Reyes radio station?

### Events - George

1. Pacificon Booth and Swap Meet volunteers needed on October 21<sup>st</sup> and 22<sup>nd</sup> at the San Ramon Marriot.

### Spam Emails - Nate

1. No club member or any other person will ask for gift cards over email or phone.

### Adjournment

1. George adjourned the meeting at 8:01 PM.

Minutes submitted by:

---

Ryan Mahoney (W6RAM)– LARK Secretary

# Monthly Meeting Minutes



## LARK General Meeting | August 19, 2023 | Minutes

### Call to Order

1. Meeting called to order by George KG6GEM at 9:32am.
2. George started introductions, first of In-Person attendees and then Zoom attendees.
3. 33 Members / 8 Zoom = 41 Total attending the meeting.

### Presentation

1. George introduced Lee KI6OY for his presentation: Basic Contesting

### Treasure's Report - Bernie NJ6W

1. The club financials are in good order.
2. A \$800 donation to the W6SRR repeater passed unanimously.

### Activities - Jerry N5KA

1. Shared the remaining presentations for 2023.
2. September: Gary N6AO presentation on his antennas in Oakley.
3. Looking for speakers for 2024, any ideas please contact Jerry.

### Events - George KG6GEM

1. Pacificon on October 20<sup>th</sup> and 21<sup>st</sup> and 22<sup>nd</sup>. Sunday, October 22<sup>nd</sup> is the Swap Meet and we need coverage for two shifts, sign up link available on LARK website.

### Repeaters - Ian W6TCP

1. Ian is configuring All Star on W6SRR this month. In December he plans to install it on AD6KV.
2. WA6ODP batteries are not in great shape and will be worked on.
3. A redundant Mesh link from Mt. Alison to Sunol Ridge will be installed.

### V/E Testing - Ron AD6KV

1. No test session after the meeting today.

### ARES - Ron AD6KV

1. Looking to get a ham shack hotline phone for the Livermore EOC.

### Old Business

1. Minutes from the July meeting approved unanimously.

### Klutz Award Nominations

1. George KG6GEM got a Klutz award for not setting up his ham shack hotline yet.

### Ask an Elmer - Lee KI6OY

Working on a project and have a question? We can find people that have a question. Please contact Lee by email or phone.

1. Jerry N5KA asked is there a good place online to practice CW? Lee said on the air practice SST (slow speed test) Sunday at 5pm. Mondays at 1pm for under 20 WPM average is around 14-17WPM. CW Academy on CWOPS.org for a full online course including a live class.
2. Chris W6CJQ asked advice for making a wideband vertical antenna for 10-80 meters.

### Adjournment

1. George KG6GEM adjourned the meeting at 10:56 AM

Minutes submitted by:

---

Ryan Mahoney (W6RAM) - LARK Secretary



# Pacificon Swap Meet Signup

**Pacificon Swap Meet**  
**Sunday, October 22, 2023**  
**0400 hrs. to 1400 hrs.**

The Swap Meet is held on the Sunday morning at Pacificon. LARK has hosted this event for the MDARC Radio Ham Club in the past years and has been requested to support the event again. There are two shifts. Please go to link provided to sign up.

LARK Ham Coordinator: George Moorehead (KG6GEM) at [kg6wiu1@comcast.net](mailto:kg6wiu1@comcast.net)


<https://www.signupgenius.com/go/10c0844aead28a6fa7-pacificon1#/>





# Patterson Pass Road Race - George KG6GEM

The Patterson Pass Road Race was held on Sunday, August 6th, 2023, in the hills East of Livermore. The heats/




races covered many miles which stretched over different elevations. When you combine the length of the course, the winding narrow road with numerous hairpins turns, the heat,



and sharing the road with motor traffic, this is a challenging race.

All racers started at Patterson Pass & Midway Roads and finished on Midway Road. We had a total of 176 racers, supported by 22 LARK hams. As usual, we did a very professional job. All major areas and intersections



of concern for the race were safely covered for the entire event. From the Race Director Robert “First off you guys were great out there today. We really appreciate your support”. Net Control was located near the Registration area. Net Control this year we are using the San Ramon Valley Fire Protection District Comm Unit (CS-131) which was set up in the dirt lot known as the triangle at the


corner of Patterson Pass Rd and Midway Rd which was directly across the street from the power plant. The road is narrow, and the roadside strip where we set up was not super wide either, so racers passed within a few feet of the Net Control station. At Net Control, it's important to always stay alert because when these elite cyclists pass by, they are going very fast, and they appear suddenly. You can't see them coming from a long way off, since the corner they turn before they pass by us is visually obstructed by trees. We had groups of racers speeding past throughout the event. There were two medical incidents, one requiring transport and the other was minor that was handled by the EMTs.

A big thank you to all the LARK radio volunteers for helping

today. Volunteers were Bernie NJ6W, Peter AI6RG, Rand W6TRM, Steve K8YIP, Ryan W6RAM, Tony KF6JS, Bill AJ6UU, Jeff AD6RH, Alan KM6BRQ, David K6WOO, Bill N6SGT, Tony KK6CPC, Rich KN6HSR, Edmund KN6ZKC, Keith KC6JHF, Steve AG6QX, John W6JMK, John WX6G, Gopan KK6SKISan Ramon Valley Fire Protection District Comm Reserves AJ Lafferty and Chris Eckenrode provided comm support in CS131.

As always, thanks for everyone's cooperation with the last-minute assignment changes and your help for this worthwhile public event. The P.P.R.R. course, although quick, is not easy for the racers and they can use the added safety net which ham radio coverage provides.

George KG6GEM





**Myself (Jeff Lillard AD6RH) and Gopan Madathil KK6SKI were stationed at Cross Rd. and Patterson Pass Rd. There were no major problems, but one rider needed some assistance with his chain (see pic). Got pretty hot as the day progressed!**





**My location was pretty much shielded so I had very little reception of WA6ODP, even with the antenna. LLL-W was reasonably good.**



**The CHP officer didn't really set up correctly at first. The race person later came by and got him to move. I took the photos so if I am there and it happens in future years I can point it out.**



**I thought net control did a very good job. I was glad that they tended to call out on both sets of repeaters. I wished I could have heard some of the other stations that were on ODP, but as I said my reception was very marginal.**

**It was hot! (I should have brought more water.)**

**Bill AJ6UU**

## Patterson Pass Road Race - Rich KN6HSR

On a very hot day in August, Velo Promo put on the 18th annual PPRR, or Patterson Pass Road Race. Bicyclists from all over the state braved temperature up to 100 degrees on a hilly course. Riders were dropping like flies in the heat, and the 4 lap 100 mile pro loop was shortened to 3 laps. At my location at the finish, we ran out of water early, although the first thing every rider said as they crossed the finish was WATER! Better prepared next year, I only brought a gallon. One rider had an altercation with a fence, and radio comms proved its worth as the rider eventually was loaded into an ambulance, though not it seems with major injuries.

Net control, George, KG6GEM, did a

great job organizing the LARK volunteers, though a poor job of trying to hide the coffee and donuts in the Engine 31 command center. Congratulations to all the racers on a very challenging day, and I'm raising a cold glass of water to ALL the volunteers at the event. Always a fun and rewarding exercise providing radio support for LARK events. Rich. KN6HSR

Photo: Carefully organized comms set up. ID 5100, hood ornament solar panel, floor mount charge controller and 5 Ah battery, mag mount antenna. Was interesting using W6LLL as WA6ODP was scratchy at my location.



## VHF Long Distance - Rich KN6HSR

VHF is only good for short range communications, right? But line of site makes all the difference. On a recent Thursday Tech Net, I was net control from Strawberry, on Hwy 108, 130 miles by car, and about 100 miles as the crow flies from Livermore. The dip in the hills in the photo is the South Fork Stanislaus River Canyon, with Mt Diablo and Morgan Territory in the haze. Since WA6ODP is up in

Morrigan Territory, I had a clear signal at 25 watts, and a DIY 5 element yagi antenna. Now I'm wondering just how far you can go with a good line of site. I do know that on a clear day you can see the top of Mt Lassen 180 miles from Mt Diablo. (One of the longest light messages was sent between these points.) If they can do it with light, we can do it with radio! Anyone up for a DXpedition? Rich



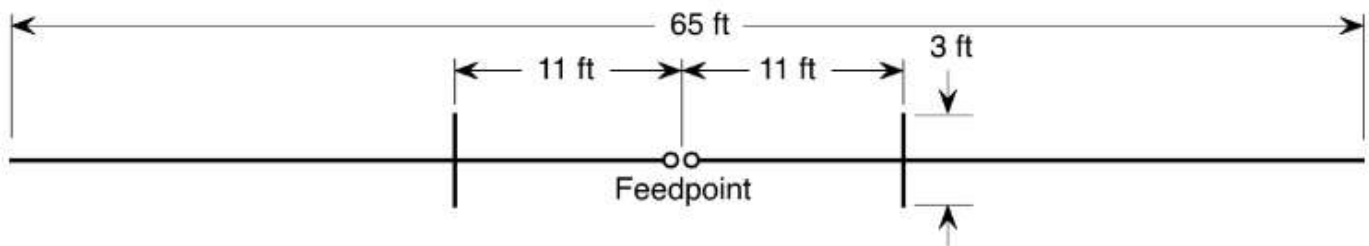
## Using a 40m Dipole on 15m with a Better Match Gary NA6O

It's possible to use any dipole on its third harmonic while obtaining a usable match on both bands. This is very convenient, giving you two bands for the price of one, and is attempted most commonly with 40 and 15 m bands (7 and 21 MHz). However, the desired match does not occur exactly at the third harmonic, but rather at a somewhat higher frequency. For instance, a 40m dipole resonant at 7.0 MHz will also be resonant at 21.8 MHz, which is 0.5 MHz above the top of the 15 m band. You'll find that the SWR is near 10:1 within the band, and it's quite possible that your antenna tuner can't match it very well, if at all.

Here is a simple solution that I've been using for many years. All you have to do is add small capacity hats about 1/3 of the way out on each side

use 0.063 inch bronze brazing rod which is available at welding supply stores, but any kind of stiff wire will do. Bend it a little so it forms a bit of an inverted vee, then it won't spin around all the time.

The exact location of the capacity hats isn't too critical. I put them at 11 ft out from the center. Trim the overall dipole for resonance on 40 m, then check it out on 15. If you want to further refine the resonance on 15 m, you can trim the length of the hats. The tuning rate is about 85 kHz per inch. Changing the hats will also slightly affect the 40m resonance, about 12 kHz per inch. In the end, you will easily cover the whole 15 m band with a reasonable SWR. It will be far better than without this trick!



of the dipole, which is about 1/4 wavelength on 21 MHz. The diagram shows a typical setup. The hats are 3-foot pieces of wire soldered at their midpoints to the main conductor. I

I should also mention that the radiation pattern on 15 m is quite complex since it's no longer a simple 1/2-wave dipole (the hats have nothing to do with that fact). Peak gain is actually greater than a dipole

but there are also many nulls.

The photo shows my original installation on a low-observable 4-band fan dipole (40, 30, 20, 15 m). I used 18 AWG solid wire for the hats in this case and actually spliced some on because it was a first experiment.

Has this been published elsewhere? Yes, in the June 1991 QST it was mentioned in a general article about dipoles by NJ2L. Sadly, it's never made it into the ARRL Antenna Handbook... If you want to try

simulation with EZNEC or some other tool, this makes a great exercise. Speaking of simulation, I wondered if this method would work on an 80 m dipole, making it usable on 30 m. It will, however the hats are about 9 feet long. Perhaps this could be

implemented with wires pulled out via insulators and string. Further simulation and experimentation is in order here.

Gary NA6O





# Oregon SOTA (W7O) Campout - Dave K3GX

One of the largest Summits on the Air (SOTA) gatherings took place on July 21 – 24, 2023 at the Broken Arrow

had my license for 48 years now, but once Roberto K6KM started showing me how the radios had gotten



*The whole group on Saturday night*

Campground, near Diamond Lake and Crater Lake NP in Oregon. This was the second year for the event, and the event tripled in size with approximately 60 hams attending and camping in the campground. Amy, AG7GP was the mastermind behind the event, and by all accounts, it was a super fun event for all.

I'm relatively new to the SOTA scene, having only been participating in the program for the last two years. I've

smaller, and how this program allowed us hikers and bikers to be a nerd on a mountaintop, I was hooked! Once I got into SOTA, I quickly learned that the active SOTA peeps formed a very close community on the SOTA-NA Slack channels. While the channels are there for anyone in North America, a majority of the users are in the Western U.S.

While perusing the channels this past January, I noticed an invitation from

Amy to the Slack group to make campground reservations for the event. I thought, what the heck, it's only a seven hour drive and it might be nice to meet many of these folks I had been either chasing on a SOTA peak or who chased me when I was on a peak. I could always back out if the schedule didn't allow. Well, the time came and I decided to make a go for it – and I'm so glad I did!



*Lots of conversations ensued*

I arrived on Friday afternoon and set up camp across from some hams that drove from New Mexico and Colorado for the event. As it turned out, we also had folks there from SoCal, Idaho, Oregon, Washington, and the furthest flew out from Washington, DC. Every night, we gathered in Amy and Robin's (her husband) campsite for eyeball QSOs and to tell stories about our activations during the day. A couple of hams brewed some beer for us, so we had plenty of that to go around. All age ranges were there with a common love for outdoor adventure and radio.



*Darryl WW7D in the middle, Amy AG7GP the organizer back by the trailer*

It was fun to see the equipment everyone was using. Adam K6ARK (YouTube personality) showed up with the smallest radio kit. The entire radio, antenna, and battery fit into the palm of his hand – not including fingers – just the palm! I wish I could remember the radio make/model; however, he modified it to make it smaller and lighter by 3D printing a new case for it. He also installed two capacitive contacts on the corner of the unit to replace CW paddles. The radio ran on a 9V battery and his antenna was an EFHW wire antenna with an extremely small gauge wire – like #32. A couple of years ago, he designed a very small 49:1 matching network that matches the EFHW antenna to the radio. A bunch of us use this matching network in the field as it is so small and lightweight.

The object of these SOTA get-togethers is to get a group of people to spread out and hike to different peaks



***Portable setup on the top of Crater Peak***

– usually breaking up into small groups of 2-3 people. Once on the mountaintop, we set aside three 2-meter frequencies for the event – 146.58 MHz was the main frequency. The activator would call CQ on that channel, and then if he/she started a pileup, the whole group would move down to either 146.56 or 146.54 MHz. There were so many activators arriving on summits at the same time that 2-meters got a little crazy. However, in the SOTA world, working someone from summit-to-summit (S2S) gives you chaser points as well as S2S points. I’m admittedly not much of a 2-

meter junkie, so I would get on summit, work a handful of other summits, and then set up HF where the fun for me is at for the remaining contacts. We also had quite a few operators outside of the campout and on peaks looking for us to get S2S points as well.

After a good night’s sleep, I got up Saturday morning totally unprepared. I thought I would research the available summits in the area before the trip, but ran out of time. Unfortunately, there was no cell access anywhere in the area unless you were on a summit. I left camp a little later than some of the younger crowd in search for a good summit to climb. I wasted a lot of time driving around the Crater Lake loop only to find road closures. I later found out that the park employees didn’t know that the part of the loop I was trying to access was opened the day before. Anyways, I finally found a trailhead for Crater Peak (W7O/



***Duncan KL7QT (left) and Tyler ND7Y (right) hiking up to the top of Mt. Scott***

CS-026, 7,264 ft., 6 pts.) and started to

hike. Because of my late start and unpreparedness, I hiked alone on that one. It was a 7-mile round trip hike with 990 ft of elevation gain. It was a



*AX1 antenna on Mount Scott, Duncan KL7QT finding a snack*

beautiful hike; however, there were many downed trees. One of them was so big that I had to take my pack off and slide on my belly under the log. I learned how inflexible I had become in my old age! The summit was a large field full of wildflowers. I found a spot on the edge of it and set up my Elecraft KX2 and AX1 whip antenna. I made five S2S contacts on 2-meters followed by 18 CW contacts on 40m and 20m, with eight of those being S2S. After a successful activation, I hiked back down. It wasn't until the next day that I realized I left my 40m counterpoise on the mountain, limiting me to 20m and above for the rest of the trip.

I was a bit smarter Saturday night, and arranged to hike with Tyler ND7Y and Duncan KL7QT early the next morning.

We left the campground at 6:30 AM and got to the trailhead for Mount Scott (W7O/CS-003, 8,931 ft., 8 pts.). It was a beautiful trail - 4.5 miles RT and 1,210 ft elevation gain. We passed a couple of hams on our way up – they had already activated and were off to the next peak. Once on the summit, we quickly ran through some 2-meter QSOs and Tyler was off to the next Peak. Duncan and I stayed on the summit and set up our KX2 radios only 30 feet away from each other. The amazing part of that was that we were both running CW – he was on 14.060 and I was on 14.032 – and we did not interfere with each other one bit. That Elecraft radio really has a super front end! For that activation, I made 18 contacts, 6 on 2-meters and 12 on 20m/17m CW, 12 S2S, and even got chased



*Mount Scott to the left, Duncan KL7QT after activation*

by our Gary NA6O! It was super nice to get to know Duncan on the way down. He's building a huge station in Brady, WA and has a home in Fairbanks. What

was really interesting was that he has ridden his bicycle from Fairbanks to Brady, ridden the Continental Divide, hiked the Appalachian Trail, and the list goes on. SOTA certainly attracts adventurous people!



*Gus W9SSN using the author's radio on Dutton Ridge*

After finishing Mount Scott, I contemplated eating lunch or hiking the next summit on my list, Dutton Ridge (W7O/CS-009, 8,146 ft., 8 pts.). The hike won out even though lunch sounded really good. The trailhead was not very far from the Mount Scott trailhead. I use the term "trailhead" lightly, because there was no trailhead. It was a bushwack straight up the mountain (2.75 mi. RT, 712 ft. elevation gain). That didn't seem particularly hard at first, but it was like walking uphill at the beach. The entire mountain was soft pumice and there was no shade on the way up. I hiked up alone; however, Gus W9SSN arrived about 10 minutes later. He broke his fishing pole (antenna mast) on his

previous summit, so we shared my KX2 / AX1 setup. A little while later, Josh WU7H and Darryl WW7D showed up and set up their HF station about 50 feet away. The summit was spectacularly beautiful. It was right on the rim of the crater and trees at the top provided much-needed shade. I made 11 contacts, 3 of those on 2-meters, the rest on 20/17m CW, and three S2S.

That night, we had our last get-together in the campground before most of us had to take off Monday morning. I took a different route on the way home and went west towards Medford to pick up one more peak – a drive-up peak. It was a little nerve-racking to drive up the fire road to Mount Ashland (W7O/CS-019, 7,533 ft., 6 pts.) in a 4-door sedan, but I made it. There was no cellphone access there, so I had to find another way to spot the activation. I had two additional resources – my Garmin inReach and the SOTAmat program on my phone. I decided to try the latter. SOTAmat is an ingenious program written by Brian AB6D that creates FT8 audio on your phone's speaker. Once you select what peak you're on and other details, you hold the phone's speaker up to the mic of the KX2 and send FT8 messages out via HF that are picked up and translated to a spot. It worked like a champ. Again, I used the KX2 and the AX1 whip sitting on a rock to make five contacts, all on 20m CW.

To sum it up, it was a fun weekend getting to know all the SOTA activators and chasers that I had been communicating with, either on Slack or

on the radio, for the last two years. They truly felt like family. It was also fun to rely just on my JetBoil for coffee and freeze-dried meals... except for the nightly homemade beer! If anyone is interested in checking out SOTA or portable ops, give me a shout (QRZ contact is good). Maybe you'll catch the bug like Roberto K6KM and I have. Below are links to a couple of videos on the event if you want to see more.

WA7JNJ Video – [https://youtu.be/i\\_8xyndM8Xc](https://youtu.be/i_8xyndM8Xc)  
N7KOM Video - <https://www.youtube.com/watch?v=ZpgCg3LnZIA>



*Dave K3GX*



# Swap n Shop - Richard KN6HSR

Two items recently acquired in the Swap n Shop inventory.

YAESU FRG-7 Receiver. For LARKers \$125 OBO

Alinco DX-R8T. In box, likely never used. MSRP \$500.

For LARKers. \$150.

Contact Rich. [KN6HSR@ARRL.NET](mailto:KN6HSR@ARRL.NET)



# September 2023

<u>Monday</u>	<u>Tuesday</u>	<u>Wednesday</u>	<u>Thursday</u>	<u>Friday</u>	<u>Saturday</u>	<u>Sunday</u>
				1	2	3
4	5	6	7	8	9	10
11	12	13	14	15	16 <i><u>LARK Meeting</u></i>	17
18	19	20 <i>Ham Breakfast</i>	21	22	23	24
25	26	27	28	29	30	

**LARK MON. NIGHT NET ON: 147.120 MHZ + offset,**  
**PL 100 AD6KV.**

**Every Monday 7 PM local time.**

**Visitors welcome to join in.**



# Net Control Operator Schedules

## Monday Night Net Control Operator Schedule

July

August

September

DAY	OP	NAME
3	AE6D	Ed
10	EOC	
17	AD6KV	Ron
24	WB6ETY	John
31	N6FQQ	Clancy

DAY	OP	NAME
7	AD6KV	Ron
14	EOC	
21	AE6D	Ed
28	WB6ETY	John

DAY	OP	NAME
4	WB6AEA	Jon
11	EOC	
18	N6FQQ	Clancy
25	AD6KV	Ron

EVERYONE is invited to check in to the net. Please contact AE6D [ae6d@sbcglobal.net](mailto:ae6d@sbcglobal.net) if you need more information or would like to become a Net Control Operator. After the net please call Ed AE6D with the AC/DC statistics or send him the information by email.

## Thursday Night Net Control Operator Schedule

Date	Weekday	Primary Net Control	Backup Net Control	Topic
7/6/2023	Thursday	Peter/AI6RG	Noah/N6TW	Advanced Tech Discussion
7/13/2023	Thursday	Brian/KA6ZED	Peter/AI6RG	New Comer, General Discussion:
7/20/2023	Thursday	Nate/N8MOR	Brian/KA6ZED	Study Night: General Exam
7/27/2023	Thursday	Rich/KN6HSR	Nate/N8MOR	Easy Tech Discussion:
8/3/2023	Thursday	David/K6WOO	Rich/KN6HSR	General Discussion:
8/10/2023	Thursday	Bill/AJ6UU	David/K6WOO	Advanced Tech Discussion
8/17/2023	Thursday	Noah/N6TW	Bill/AJ6UU	New Comer, General Discussion:
8/24/2023	Thursday	Peter/AI6RG	Noah/N6TW	Study Night: General Exam
8/31/2023	Thursday	Brian/KA6ZED	Peter/AI6RG	Easy Tech Discussion:
9/7/2023	Thursday	Nate/N8MOR	Brian/KA6ZED	General Discussion
9/14/2023	Thursday	Rich/KN6HSR	Nate/N8MOR	Advanced Tech Discussion
9/21/2023	Thursday	David/K6WOO	Rich/KN6HSR	New Comer, General Discussion:
9/28/2023	Thursday	Bill/AJ6UU	David/K6WOO	Study Night: General Exam

## Regularly Scheduled Nets

LARK/LIVERMORE NET	Every MON.	1900 local 147.120+	PL 100
RACES Net 7pm	Every MON.		
Windfarms 10-10 NET	Every WED.	1930 local 28.485	USB
LARK TECH NET	Every THURS.	1930 local 147.120+	PL 100
LLNL Retiree Net	Every FRI 8:30 am	0830 local	7.2630 LSB
SWOT	Every Sun. & Tues.	2000 LOCAL	144.250 USB
THE NOON TIME NET	EVERY DAY	1200-1400 LOCAL	7.2685 LSB & 3970 LSB
RV RADIO NET	MON-FRI	0800-0930 LOCAL	7.2685 LSB

# LARK CONTACTS 2023

**LARK—LIVERMORE AMATEUR RADIO KLUB P.O. BOX 3190,  
LIVERMORE, CA 94550-3190. Web: <http://www.livermoreARK.org>.  
E-mail list: [livermoreark@groups.io](mailto:livermoreark@groups.io)**

**GET YOUR HAM LICENSE OR UPGRADE.** LARK conducts all levels of license testing (upon request) at the Livermore City Council Chambers following club meetings (3rd Sat. each month). Contact Ron Kane, AD6KV (AD6KV at arrl.net) 2 weeks in advance.

OFFICE	CONTACT	CALL	E-mail	Phone
President & Events	George Moorehead	KG6GEM	KG6WIU1@COMCAST.NET	(925) 516-2676
Vice President	Chris Quirk	W6CJQ	w6cjq@yahoo.com	925-202-1198
Secretary	Ryan Mahoney	W6RAM	Ryan.andrew.mahoney@gmail.com	925-786-0640
Treasurer	Bernie Bernstein	NJ6W	nj6w@xemaps.com	(925) 858-4608
Board (PP)	Roger Deming	KK6RD	rogerdeming@yahoo.com	(925) 484-1285
Board	David Counts	KG6WIR	dlcounts@sbcglobal.net	925-895-4698
Board	Nate Moore	N8MOR	nate@nateandamy.org	(925) 577-4916
Activities	Jerry Benterou	N5KA	benterou@gmail.com	925-321-3263
Repeater Chair	Ian Parker	W6TCP	w6tcpian@gmail.com	
Web Site	Arnold Harding	KQ6DI		
Newsletter Editor	Roberto Sadkowski	K6KM	rsadkowski@gmail.com	
Membership	Venkatesh Varadha (Var)	KM6TAB	svvenkatesh2786@outlook.com	(925) 961-7703
Net Coordinator	Ed Diemer	AE6D	ae6d@arrl.net	
RFI	Gary Johnson	NA6O	gwj@me.com	
T-Hunts	Rich Harrington	KN6FW		
Swap n Shop	Richard Combs	KN6HSR	KN6HSR@arrl.net	
Ask the Elmer	Lee Zalaznik	KI6OY	Lee.zalaznik@sbcglobal.net	(925)-699-5998



Facebook—<http://www.facebook.com/LivermoreARK>  
Twitter link : <https://twitter.com/LivermoreARK>



**Special interests:** Mesh Networking. Dave KK6DF <http://mesh.sushisoft.com> . <https://www.youtube.com/user/fanninsushi/videos>. View: AREDN!<http://www.aredn.org>. **CERT NEWS:** Tracy Hein CERT contact. Email: [thein@lpfire.org](mailto:thein@lpfire.org) or (925) 454 -2317 [https://community.fema.gov/Register/Register\\_Program\\_View?id=a0xt000000mAuZAAE](https://community.fema.gov/Register/Register_Program_View?id=a0xt000000mAuZAAE)

Meetings 3rd Wednesdays. Remillard RM 3333 Busch Rd. Pleasanton.

# LARK Membership Form



**LARK LIVERMORE AMATEUR RADIO KLUB.**

**P.O. BOX 3190, LIVERMORE, CA 94551-3190**

**An ARRL Affiliated Club**

LARK MEMBERSHIP FORM - Print, fill out, mail in with check.	
Circle all that apply: New / Renewing / Family    Today's Date: _____	
NAME: _____	
CALL SIGN: _____	
ARRL MEMBER? Yes / No	
Address: _____	
PHONE: (     )     -	
UNLISTED? ___ YES ___ NO	
Enter your E-mail here and stay connected: _____ LARK NEWS featuring upcoming club events and articles is available monthly via email. <a href="http://www.livermoreark.org/">http://www.livermoreark.org/</a> Access the current and back issues on our website.	
ADDITIONAL FAMILY MEMBERS (At the same mailing address, only \$2. membership per person)	
NAME	
PHONE	
EMAIL	
ARRL MEMBER	
ANNUAL DUES # _____ PRIMARY (\$20.00) ADDITIONAL MEMBERS # _____ (\$2.00 each)	
TOTAL: \$ _____ MAKE CHECKS PAYABLE TO: LARK. Thank You.	
<p><b>Membership is \$20.00. per calendar year starting on Jan 1 through Dec. 31.</b> To complete membership by mail: print and fill out this form, include a check payable to LARK, and mail to: LARK Membership Chairman, P.O. Box 3190, Livermore, CA, 94551-3190. Please be sure your complete mailing address, e-mail, and call sign are on your check. Questions? Contact the Membership Team via email: <a href="mailto:membership@livermoreark.org">membership@livermoreark.org</a> You may also complete membership application and payment by: Bringing this form filled out and pay by cash or check to either the Membership Chairman or Treasurer at any general meeting. Or: pay with a credit card or PayPal account on the Club's membership page: <a href="http://livermoreark.org/membership/membership.html">http://livermoreark.org/membership/membership.html</a>.</p> <p><b>Thank you and welcome aboard from LARK and the Membership Team.</b></p>	